

# PAST PERFORMANCE

## About Us

The Crypto Academy is an evolutionary team of professionals, recognised by Marcus Evans (who employ over 3000 professionals in 59 worldwide locations) [www.marcusevans.com](http://www.marcusevans.com), as the worlds leading global cryptocurrency educator.

Our evolutionary educational programs are a step-by-step process for success and our methodology is plain, simple and easy to do.

Our difference is the we are completely independent, do not receive any commission, promotional or third-party payments.

Everything is personalised with no artificial intelligence, computerised programs or trading bots. We walk the talk, do what we say we will do and most importantly, we are committed in supporting you.

## Market Emotion

A significant market force in the cryptocurrency market is EMOTION - human behavioral energy in motion. Information, the pace of delivery, receipt and processing of that information is very rapid due to technology and social media.

Celebrities and social media influencers do have an impact on the market (eg Doge coin and Elon Musk).

FOMO – Fear of missing out and

FUD – Fear uncertainty and doubt

Attribute to market volatility which create risk and return opportunities.

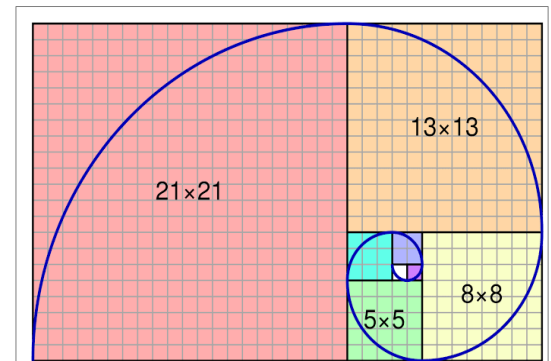
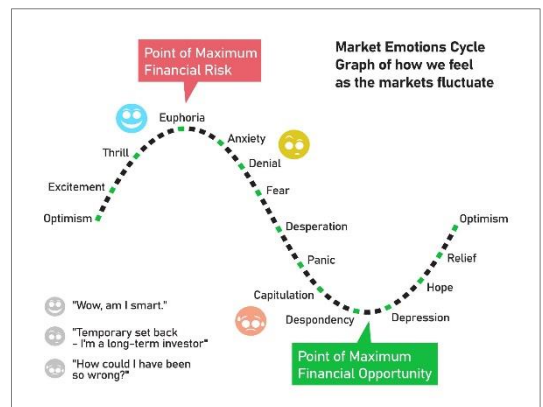
Provided you can keep your emotions under control, have a solid strategy, be a member of a real and genuine community that provides good support, quality education, products and services, you have a high degree of certainty for a positive outcome.

## Past Performance

All data and graphs provided show actual purchase entry points, time of entry, the all time high (ATH), emotion in the market, time in the market to the ATH and the percentage return based on all of these factors.

## Chart Analysis

You can compare to other asset classes and commodities returns to cryptocurrency and you can calculate what could be possible for you based on your own financial circumstances.



# PAST PERFORMANCE

Date	Coin	Price	ATH
6-Aug-20	STORM	0.003	0.13
6-Aug-20	ALG	0.49	2.44
4-Sep-20	NEO	25.35	186
4-Sep-20	EOS	4.09	19.64
6-Sep-20	NCASH	0.001	0.014
6-Sep-20	DRGN	0.008	0.51
8-Sep-20	CND	0.014	0.74
20-Sep-20	ETH	492	5790
24-Sep-20	ADA	0.11	3.27
3-Oct-20	LINK	13.23	69.56
12-Oct-20	BCH	364	2,165.53
14-Oct-20	BTC	16,648	86,100.14
29-Oct-20	DOT	5.82	65.95
14-Nov-20	BNB	44.6	909
18-Nov-20	AAVE	43.65	883
4-Jan-21	ALPHA	1.49	3.96
15-Jan-21	CRV	1.16	6.21
21-Jan-21	1 INCH	2.31	10.37
30-Jan-21	XRP	0.41	2.63
28-Jan-21	AOIN	0.092	0.91
28-Feb-21	BZX	0.51	1.57
2-Feb-20	UNI	25.18	60.18
2-Feb-21	MATIC	0.23	3.54
3-Mar-21	CAKE	11.73	59.24
3-Mar-21	MFT	0.018	0.046
14-Mar – 21	DENT	0.0012	0.3
11-Apr-21	SIA	0.038	0.085
25-May -21	ZIL	0.16	0.34

Past Performance purpose is to illustrate the benefits of being both an Active and Passive Investor.

The data for the entry point is based on actual real-life purchases and then the All Time High is to illustrate the Time to reach the All time High and the potential Percentage Return.

Past Performance is for educational purposes and is not financial advice, nor is past performance an indicator or guarantee of future performance or outcomes.



# PAST PERFORMANCE

**Coin:**  
**Ticker**

**Storm**  
**STORMX**

Entry Date :  
Market Emotion :

06/08/2020  
Despondency

Entry Price :  
All Time Price :

0.003  
0.13

Time:  
Return

240 days  
3,846 %



**Coin:**  
**Ticker**

**Algorand**  
**ALG**

Entry Date :  
Market Emotion :

06/08/2020  
Hope

Entry Price :  
All Time Price :

0.49  
2.44

Time:  
Return

196 days  
293 %



**Coin:**  
**Ticker**

**Neo**  
**NEO**

Entry Date :  
Market Emotion :

04/09/2020  
Despondency

Entry Price :  
All Time High:

25.35  
184

Time:  
Return

273 days  
166 %



Past Performance purpose is to illustrate the benefits of being both an Active and Passive Investor.

The data for the entry point is based on actual real-life purchases and then the All Time High (ATH) is to illustrate the Time to reach the All Time High (ATH) and the potential Percentage Return.

Past Performance is for educational purposes and is not financial advice, nor is past performance an indicator or guarantee of future performance or outcomes.



# PAST PERFORMANCE

**Coin:**  
**Ticker**

**EOS**  
**EOS**

Entry Date :  
Market Emotion :

02/09/2020  
Despondency

Entry Price :  
All Time Price :

4.09  
19.64

Time:  
Return

224 days  
453 %



**Coin:**  
**Ticker**

**NCash**  
**NCASH**

Entry Date :  
Market Emotion :

06/09/2020  
Despondency

Entry Price :  
All Time Price :

0.001  
0.014

Time:  
Return

203 days  
1,852 %



**Coin:**  
**Ticker**

**Dragonchain**  
**DRGN**

Entry Date :  
Market Emotion :

06/09/2020  
Despondency

Entry Price :  
All Time Price :

0.008  
0.051

Time:  
Return

196 days  
726 %



Past Performance purpose is to illustrate the benefits of being both an Active and Passive Investor.

The data for the entry point is based on actual real-life purchases and then the All Time High is to illustrate the Time to reach the All time High and the potential Percentage Return.

Past Performance is for educational purposes and is not financial advice, nor is past performance an indicator or guarantee of future performance or outcomes.



# PAST PERFORMANCE

**Coin:**  
**Ticker**

**Cindicator**  
**CND**

Entry Date :  
Market Emotion :

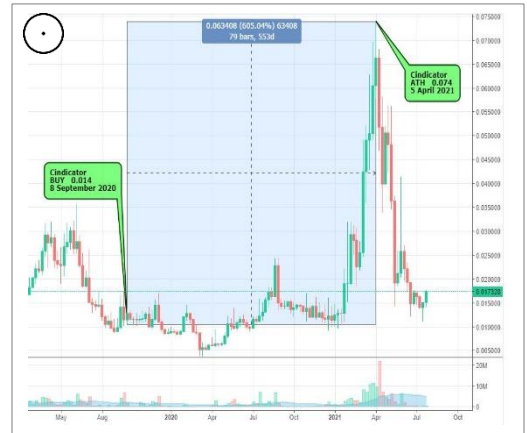
08/09/2020  
Hope

Entry Price :  
All Time Price :

0.014  
0.074

Time:  
Return

87 days  
605 %



**Coin:**  
**Ticker**

**Ethereum**  
**ETH**

Entry Date :  
Market Emotion :

20/09/2020  
Hope

Entry Price :  
All Time Price :

492  
5,790

Time:  
Return

252 days  
1,166 %



**Coin:**  
**Ticker**

**Cardano**  
**ADA**

Entry Date :  
Market Emotion :

24/09/2020  
Hope

Entry Price :  
All Time High:

0.11  
3.27

Time:  
Return

87 days  
4,893 %



Past Performance purpose is to illustrate the benefits of being both an Active and Passive Investor.

The data for the entry point is based on actual real-life purchases and then the All Time High (ATH) is to illustrate the Time to reach the All Time High (ATH) and the potential Percentage Return.

Past Performance is or educational purposes and is not financial advice , nor is past performance an indicator or guarantee of future performance or outcomes.





# PAST PERFORMANCE

**Coin:**  
**Ticker**

**Chainlink**  
**LINK**

Entry Date :  
Market Emotion :

03/10/2020  
Hope

Entry Price :  
All Time Price :

13.23  
69.56

Time:  
Return

217 days  
439 %



**Coin:**  
**Ticker**

**Bitcoin Cash**  
**BTC**

Entry Date :  
Market Emotion :

12/10/2021  
Hope

Entry Price :  
All Time Price :

364  
2165

Time:  
Return

87 days  
1,795 %



**Coin:**  
**Ticker**

**Bitcoin**  
**BTC**

Entry Date :  
Market Emotion :

14/10/2021  
Hope

Entry Price :  
All Time Price :

16,648  
85,925

Time:  
Return

87 days  
462%



Past Performance purpose is to illustrate the benefits of being both an Active and Passive Investor.

The data for the entry point is based on actual real-life purchases and then the All Time High is to illustrate the Time to reach the All time High and the potential Percentage Return.

Past Performance is for educational purposes and is not financial advice, nor is past performance an indicator or guarantee of future performance or outcomes.



# PAST PERFORMANCE

**Coin:**  
**Ticker**

**Polkadot**  
**DOT**

Entry Date :  
Market Emotion :

29/10/2020  
Hope

Entry Price :  
All Time Price :

5.82  
69.95

Time:  
Return

87 days  
997 %



**Coin:**  
**Ticker**

**Binance**  
**BNB**

Entry Date :  
Market Emotion :

14/11/2020  
Hope

Entry Price :  
All Time Price :

44.60  
909

Time:  
Return

175 days  
868 %



**Coin:**  
**Ticker**

**Aave**  
**AAVE**

Entry Date :  
Market Emotion :

18/11/2020  
Hope

Entry Price :  
All Time Price :

43.65  
883

Time:  
Return

203 days  
835 %



Past Performance purpose is to illustrate the benefits of being both an Active and Passive Investor.

The data for the entry point is based on actual real-life purchases and then the All Time High (ATH) is to illustrate the Time to reach the All Time High (ATH) and the potential Percentage Return.

Past Performance is for educational purposes and is not financial advice, nor is past performance an indicator or guarantee of future performance or outcomes.



# PAST PERFORMANCE

**Coin:**  
**Ticker**

Entry Date :  
Market Emotion :

Entry Price :  
All Time Price :

Time:  
Return

**Ripple**  
**XRP**

30/01/2021  
Hope

0.41  
2.63

77 days  
549 %



**Coin:**  
**Ticker**

Entry Date :  
Market Emotion :

Entry Price :  
All Time Price :

Time:  
Return

**Aion**  
**AION**

28/01/2021  
Hope

0.092  
0.91

98 days  
1043 %



**Coin:**  
**Ticker**

Entry Date :  
Market Emotion :

Entry Price :  
All Time Price :

Time:  
Return

**BZRX Protocol**  
**BZRX**

02/04/2021  
Excitement

0.51  
1.57

91 days  
214 %



Past Performance purpose is to illustrate the benefits of being both an Active and Passive Investor.

The data for the entry point is based on actual real-life purchases and then the All Time High (ATH) is to illustrate the Time to reach the All Time High (ATH) and the potential Percentage Return.

Past Performance is or educational purposes and is not financial advice , nor is past performance an indicator or guarantee of future performance or outcomes.





# PAST PERFORMANCE

**Coin:**  
**Ticker**

**Alpha**  
**ALPHA**

Entry Date :  
Market Emotion :

04/01/2021  
Thrill

Entry Price :  
All Time Price :

1.49  
3.97

Time:  
Return

14 days  
171%



**Coin:**  
**Ticker**

**Curve Dao**  
**CRV**

Entry Date :  
Market Emotion :

02/04/2021  
Excitement

Entry Price :  
All Time Price :

1.16  
6.21

Time:  
Return

87 days  
745%



**Coin:**  
**Ticker**

**1 Inch**  
**1INCH**

Entry Date :  
Market Emotion :

21/01/2021  
Excitement

Entry Price :  
All Time Price :

231  
10.37

Time:  
Return

112 days  
329%



Past Performance purpose is to illustrate the benefits of being both an Active and Passive Investor.

The data for the entry point is based on actual real-life purchases and then the All Time High (ATH) is to illustrate the Time to reach the All Time High (ATH) and the potential Percentage Return.

Past Performance is for educational purposes and is not financial advice, nor is past performance an indicator or guarantee of future performance or outcomes.



# PAST PERFORMANCE

**Coin:**  
**Ticker**

**Uniswap**  
**UNI**

Entry Date :  
Market Emotion :

02/02/2021  
Excitement

Entry Price :  
All Time Price :

25.18  
60.18

Time:  
Return

91 days  
141 %



**Coin:**  
**Ticker**

**Polygon**  
**MATIC**

Entry Date :  
Market Emotion :

02/02/2021  
Hope

Entry Price :  
All Time Price :

0.23  
3.54

Time:  
Return

84 days  
1,532 %



**Coin:**  
**Ticker**

**Pancake Swap**  
**CAKE**

Entry Date :  
Market Emotion :

03/03/2021  
Hope

Entry Price :  
All Time Price :

11.73  
59.24

Time:  
Return

49 days  
367 %



Past Performance purpose is to illustrate the benefits of being both an Active and Passive Investor.

The data for the entry point is based on actual real-life purchases and then the All Time High (ATH) is to illustrate the Time to reach the All Time High (ATH) and the potential Percentage Return.

Past Performance is for educational purposes and is not financial advice, nor is past performance an indicator or guarantee of future performance or outcomes.



# PAST PERFORMANCE

**Coin:**  
**Ticker**

**MFT**  
**HIFI**

Entry Date :  
Market Emotion :

03/03/2021  
Excitement

Entry Price :  
All Time Price :

0.018  
0.046

Time:  
Return

21 days  
175%



**Coin:**  
**Ticker**

**Dent**  
**DENT**

Entry Date :  
Market Emotion :

14/03/2021  
Hope

Entry Price :  
All Time Price :

0.0012  
0.31

Time:  
Return

56 days  
1,596 %



**Coin:**  
**Ticker**

**SIA**  
**SIA**

Entry Date :  
Market Emotion :

11/04/2021  
Excitement

Entry Price :  
All Time Price :

0.038  
0.085

Time:  
Return

7 days  
119 %



Past Performance purpose is to illustrate the benefits of being both an Active and Passive Investor.

The data for the entry point is based on actual real-life purchases and then the All Time High (ATH) is to illustrate the Time to reach the All Time High (ATH) and the potential Percentage Return.

Past Performance is or educational purposes and is not financial advice , nor is past performance an indicator or guarantee of future performance or outcomes.



# PAST PERFORMANCE

**Coin:**  
**Ticker**

**Zilliqa**  
**Zilliqa**

**Entry Date :**  
**Market Emotion :**

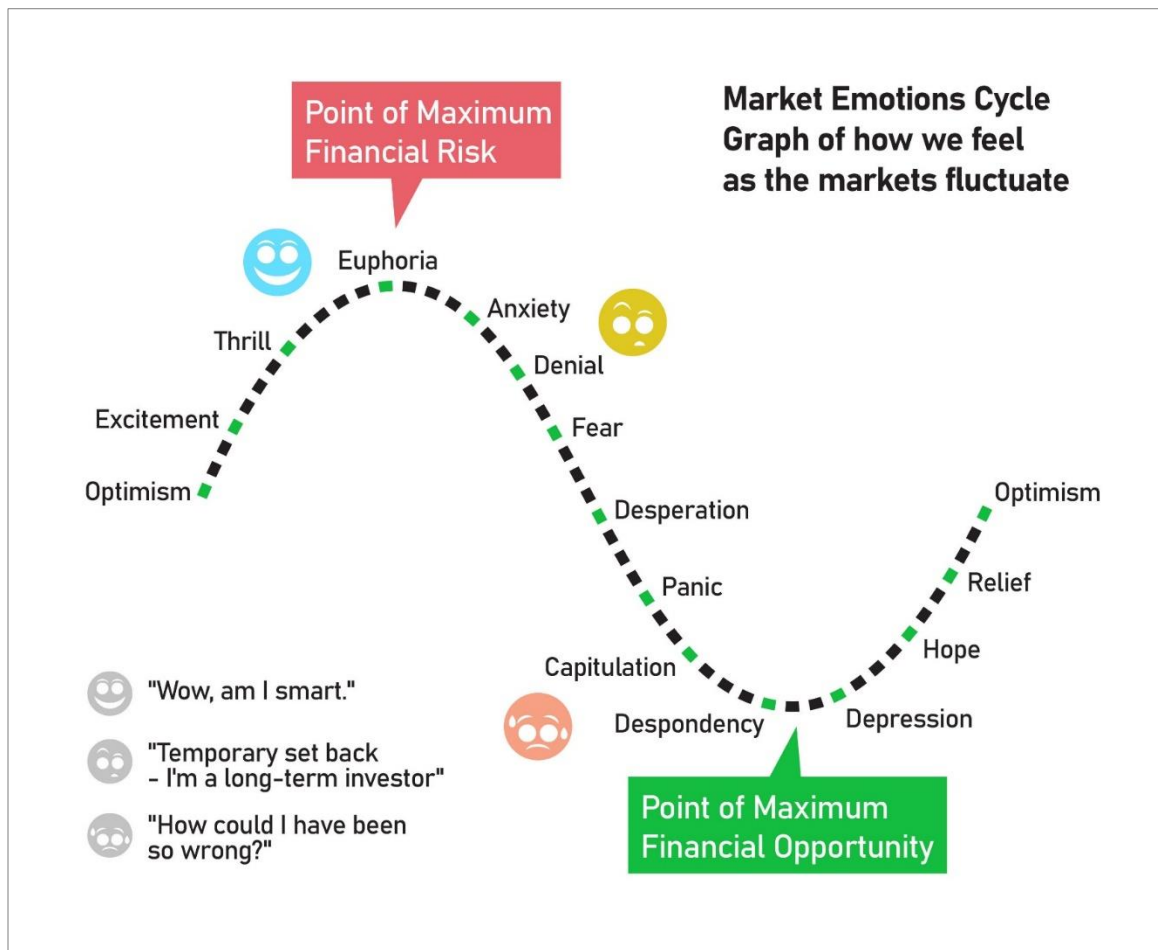
25/05/2021  
Excitement

**Entry Price :**  
**All Time Price :**

0.16  
0.34

**Time:**  
**Return**

7 days  
87 %



Past Performance purpose is to illustrate the benefits of being both an Active and Passive Investor.

The data for the entry point is based on actual real-life purchases and then the All Time High (ATH) is to illustrate the Time to reach the All Time High (ATH) and the potential Percentage Return.

Past Performance is for educational purposes and is not financial advice, nor is past performance an indicator or guarantee of future performance or outcomes.



# PORTFOLIO ANALYSIS

## Portfolio Analysis

Below is a case study based on the actual purchase price of a coin, the date of purchase and the value at the All Time High (ATH).

The data range is from August 2020 to May 2021.

The assumption is based on an investment of \$500 for each coin and value reached at the All Time High

Date	Coin	Price	ATH	July 2021	Investment	Return %	ATH Value
6-Aug-20	STORM	0.003	0.13	0.024	\$500	3846	19230.00
6-Aug-20	ALG	0.49	2.44	1.17	\$500	293	1465.00
4-Sep-21	NEO	25.35	186	43.51	\$500	166	830.00
4-Sep-20	EOS	4.09	19.64	5.1	\$500	453	2265.00
6-Sep-20	NCASH	0.001	0.014	0.002	\$500	1852	9260.00
6-Sep-20	DRGN	0.008	0.51	0.122	\$500	726	3630.00
8-Sep-20	CND	0.014	0.74	0.014	\$500	605	3025.00
20-Sep-20	ETH	492	5790	2501	\$500	1166	5830.00
24-Sep-20	ADA	0.11	3.27	1.71	\$500	4893	24465.00
3-Oct-20	LINK	13.23	69.56	22.52	\$500	439	2195.00
12-Oct-20	BCH	364	2,165.53	633	\$500	1795	8975.00
14-Oct-20	BTC	16,648	86,100.14	42,780	\$500	462	2310.00
29-Oct-20	DOT	5.82	65.95	18.5	\$500	997	4985.00
14-Nov-20	BNB	44.6	909	414	\$500	868	4340.00
14-Apr-02	AAVE	43.65	883	364	\$500	835	4175.00
4-Jan-20	ALPHA	1.49	3.96	0.87	\$500	171	855.00
15-Jan-21	CRV	1.16	6.21	2.1	\$500	745	3725.00
21-Jan-20	1 INCH	2.31	10.37	3.13	\$500	329	1645.00
30-Jan-21	XRP	0.41	2.63	0.82	\$500	549	2745.00
28-Jan-21	AOIN	0.092	0.91	0.16	\$500	1043	5215.00
28-Feb-21	BZX	0.51	1.57	0.25	\$500	214	1070.00
2-Feb-20	UNI	25.18	60.18	28.4	\$500	141	705.00
2-Feb-21	MATIC	0.23	3.54	1.08	\$500	1532	7660.00
3-Mar-21	CAKE	11.73	59.24	18.79	\$500	367	1835.00
3-Mar-21	MFT	0.018	0.046	0.1	\$500	175	875.00
14-Mar	DENT	0.0012	0.3	0.002	\$500	1596	7980.00
11-Apr-21	SIA	0.038	0.085	0.015	\$500	119	595.00
25-May	ZIL	0.16	0.34	0.092	\$500	87	435.00
					\$14,000.00	980.15	\$132,320.00

Past Performance purpose is to illustrate the benefits of being both an Active and Passive Investor.

The data for the entry point is based on actual real-life purchases and then the All Time High (ATH) is to illustrate the Time to reach the All Time High (ATH) and the potential Percentage Return.

Past Performance is for educational purposes and is not financial advice, nor is past performance an indicator or guarantee of future performance or outcomes.

